

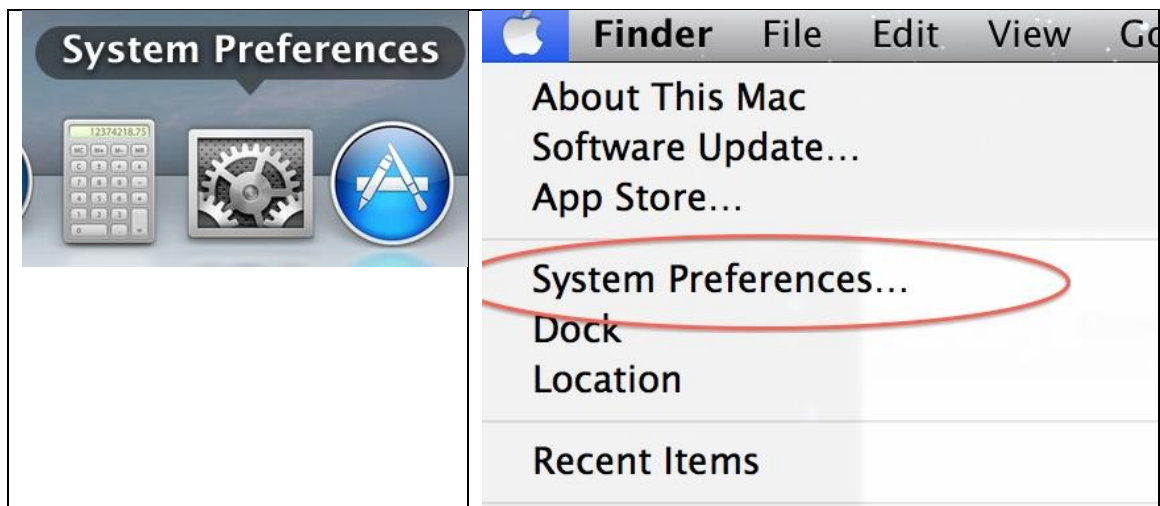


Why is the Horizontal Scroll Bar in the Full Grade Center Missing When I Use a Mac?

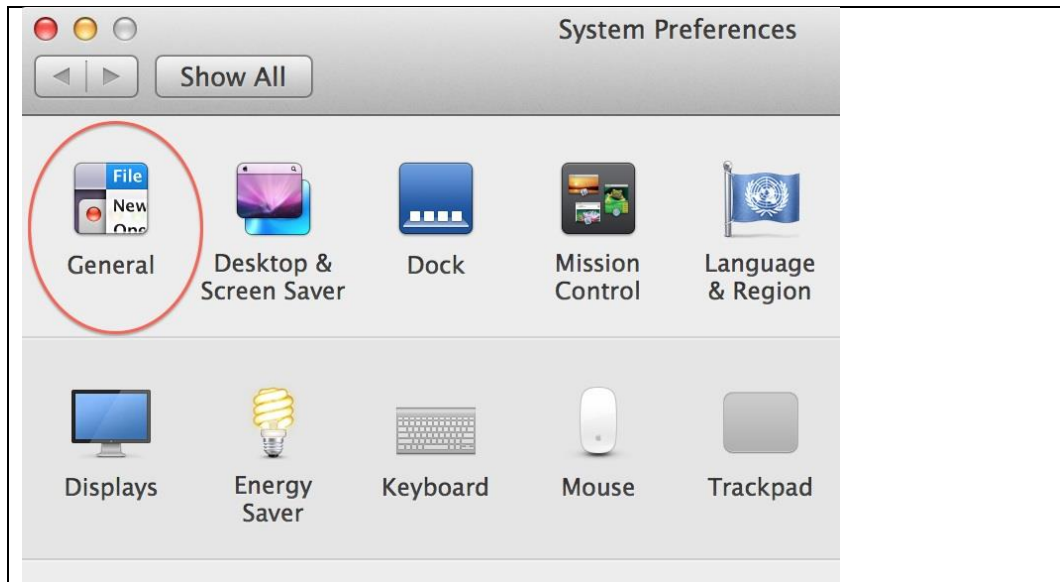
When using an Apple computer system to access to Blackboard, you might occasionally find that scrollbars seem to disappear and/or appear to be missing. This is because the default configuration for Mac OS systems is for scrollbars to only appear when actively being used, something that can result in your not being able to see and use the horizontal scrollbar needed to access all of your grading columns.

Luckily, this issue is easy to resolve once you know where to look so long as you are on a recent version of Mac OS. The steps needed to do this are as follows:

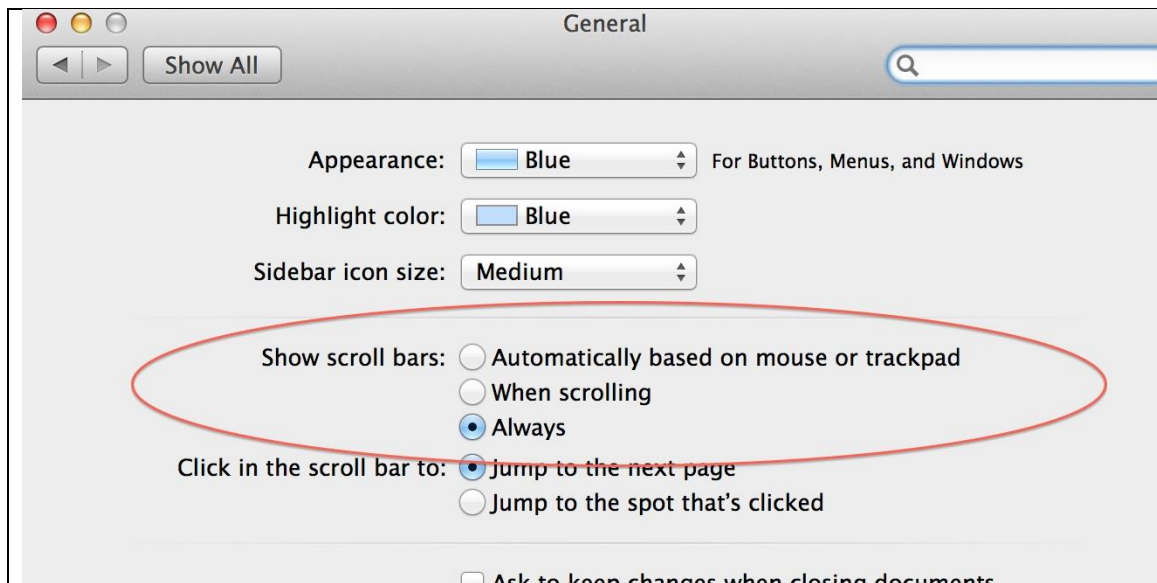
1. Make your way to the **System Preferences** area, which may have an icon for in your dock. If you have no icon in your dock, you can also get there by going to the "Apple" menu and clicking on its link there.



2. In the **System Preferences** area, click on the icon for the **General** settings.



3. In the **General** settings area, locate the section labeled "Show scroll bars," and select the option that reads "Always."



4. Refresh your browser to reload the Full Grade Center.

Questions? Please contact the IT Help Desk:
<http://www.wpunj.edu/helpdesk>